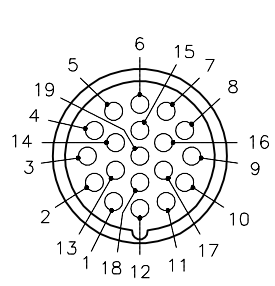
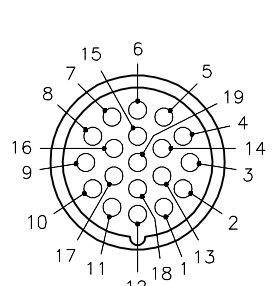


MALE END VIEW (P1)

FEMALE END VIEW (J1)



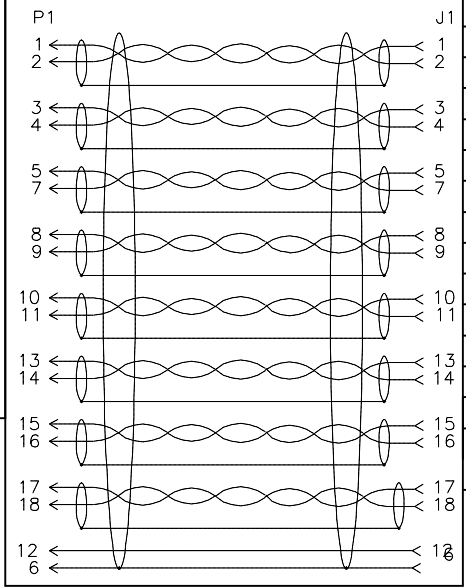
- 1 = WHITE/BLACK
- 2 = BLACK/WHITE
- 3 = WHITE/GREEN
- 4 = GREEN/WHITE
- 5 = WHITE/RED
- 6 = DRAIN
- 7 = RED/WHITE
- 8 = WHITE/ORANGE
- 9 = ORANGE/WHITE
- 10 = WHITE/BLUE
- 11 = BLUE/WHITE
- 12 = GREEN/YELLOW
- 13 = WHITE/BROWN
- 14 = BROWN/WHITE
- 15 = WHITE/YELLOW
- 16 = YELLOW/WHITE
- 17 = WHITE/VIOLET
- 18 = VIOLET/WHITE
- 19 = N/C



M23 connector

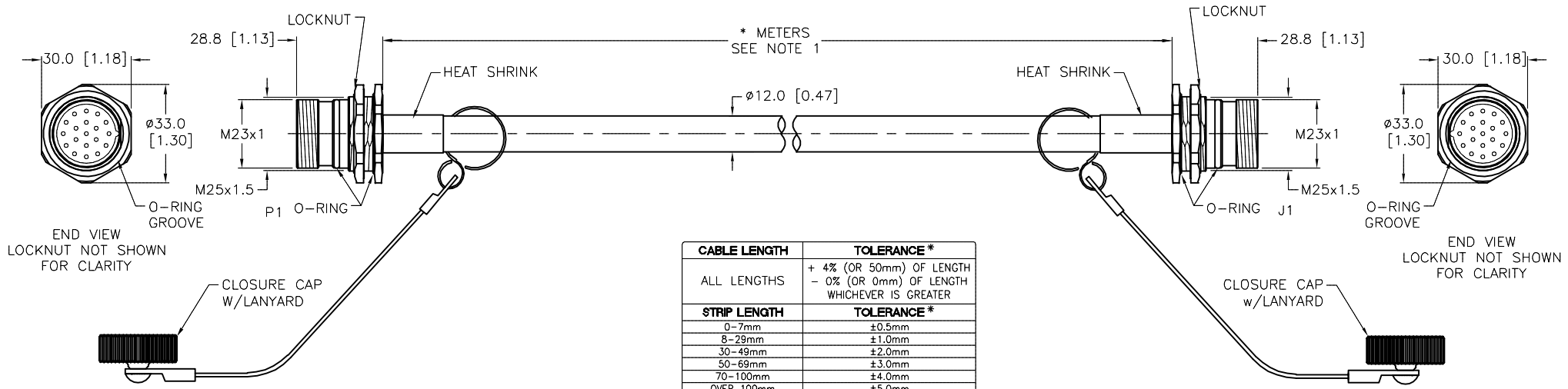
M23 connector

WIRING DIAGRAM



SPECIFICATIONS

CONTACT CARRIER MATERIAL/COLOR	NYLON or PBT/WHITE
CONTACT MATERIAL/PLATING	BRASS/GOLD
HOUSING MATERIAL/FINISH	STAINLESS STEEL/PASSIVATED
CLOSURE CAP MATERIAL/FINISH	STAINLESS STEEL/PASSIVATED
O-RING/GASKET MATERIAL	RUBBER (NITRILE or FPM)
RATED CURRENT [A]	9.0 A (PINS 6,12,19), 2.0 A ALL OTHERS
RATED VOLTAGE [V]	150 V
OUTER JACKET MATERIAL/COLOR	PVC/BLUE
CONDUCTOR INSULATION MATERIAL	PVC
CONDUCTORS	16x22 AWG, 1x18 AWG GROUND
DRAIN/SHIELD	9x22 AWG DRAINS/ALUMINUM FOIL SHIELDED
TEMPERATURE RATING	-40°C to +105°C (-40°F to +221°C)
PROTECTION CLASS	MEETS NEMA 1,3,4,6P AND IEC IP67
CONDUCTOR ARRANGEMENT	8 SHIELDED TWISTED PAIR W/DRAIN, 1 GND, 1 DRAIN
CABLE RATINGS	UL: ITC/PLTC/AWM, 105°C, 300 V CSA: CMG/AWM, 105°C, 300 V



SOURCE DRAWING - FOR REFERENCE ONLY

- NOTES:
- "*" INDICATES CABLE LENGTH IN METERS. CONTACT TURCK TO ORDER SPECIFIC LENGTHS.
 - "/S1599" DESIGNATES MATING CLOSURE CAP ATTACHED TO EACH CONNECTOR END.
 - MAXIMUM WALL THICKNESS 6.5 [.256].

RELATED DOCUMENTS 1. 2. 3. 4.	3RD ANGLE PROJECTION 	THIS DRAWING IS CONFIDENTIAL AND THE PROPERTY OF TURCK INC. USE OF THIS DOCUMENT WITHOUT WRITTEN PERMISSION IS PROHIBITED.		 3000 CAMPUS DRIVE MINNEAPOLIS, MN 55441 1-800-544-7769 (763) 553-7300 (763) 553-0708 fax www.turck.us
		DRFT	RDS	
MATERIAL SEE SPECIFICATIONS	ALL DIMENSIONS DISPLAYED ON THIS DRAWING ARE FOR REFERENCE ONLY	APVD	SCALE 1=2.0	DESCRIPTION CSFDV CKFDV 19-977-*/S1599
FINISH SEE SPECIFICATIONS		UNIT OF MEASUREMENT MILLIMETER [INCH]		IDENTIFICATION NO.
CONTACT TURCK FOR MORE INFORMATION		DO NOT SCALE THIS DRAWING		REV B
ECO NO.		FILE: 777027275		SHEET 1 OF 1

B	UPDATED GASKET MATERIAL	ER	11/21/19	75416
REV	DESCRIPTION	BY	DATE	ECO NO.